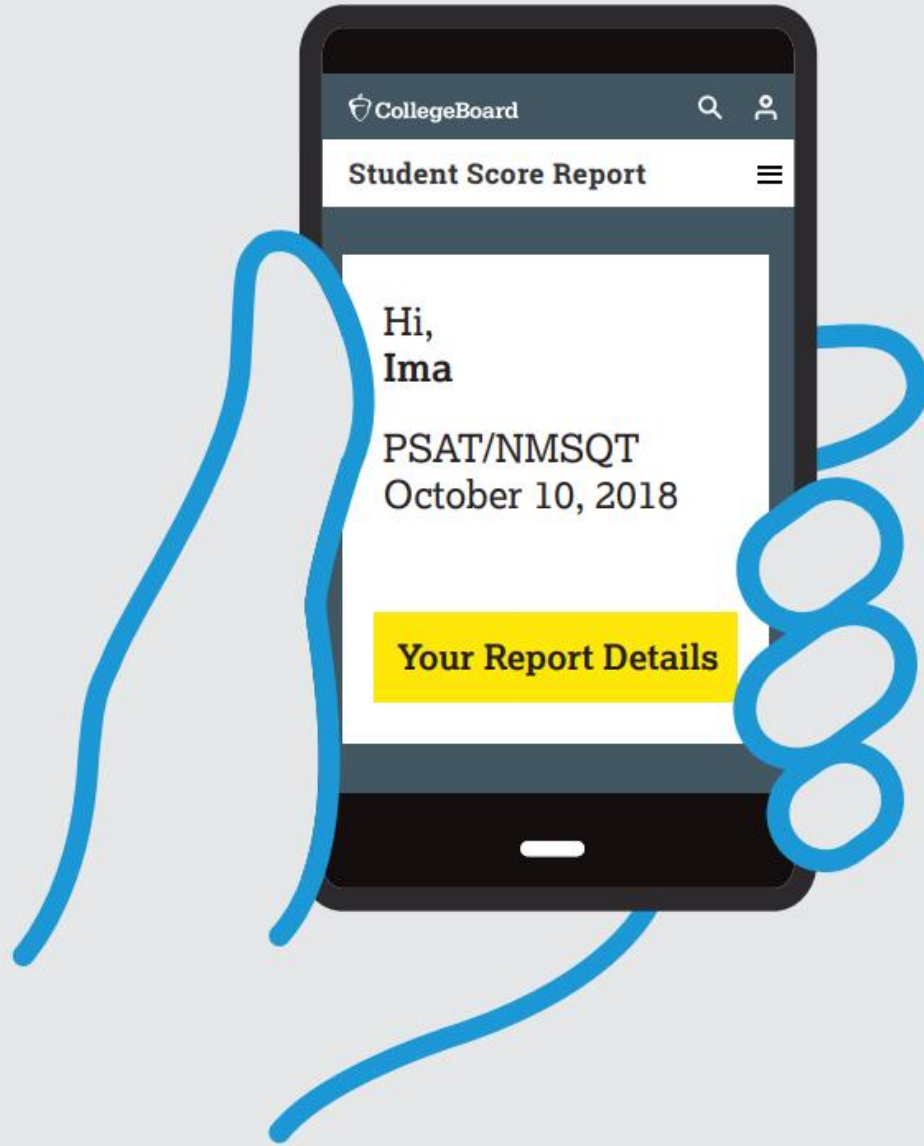


Understanding Your PSAT Results

Sophomores/Juniors



Get Your Full Score Report Online

psat.org/myscore

Hi, Ima B. Student

School Name: **John F. Kennedy High School**

School Code: **123456**

Grade: **11th Grade**

Student ID: **24068907**

Optional Code: **00**

Access Code: **A02670146P**

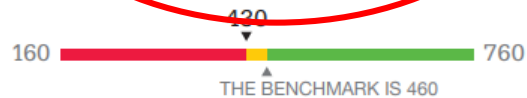
College Board ID: **12345678**

Score Overview

Your Evidence-Based Reading and Writing Score

430 | 160 to 760

Your Nationally Representative **31st** Sample Percentile



Your score shows that you're almost on track to be ready for college, but you need to keep building your skills.

We can help you get on track so you can take courses for credit when you start college. Go to satpractice.org and share your scores for a free personalized study plan.

Your Total Score

960 | 320 to 1520

Your Nationally Representative **51st** Sample Percentile

Keep in mind, the PSAT/NMSQT® and SAT® are on the same scale.

Your score shows how you would have scored that day on the SAT. How well you do depends on what you do next!

Your Math Score

530 | 160 to 760

Your Nationally Representative **69th** Sample Percentile



Your score shows that you're on track to be ready for college.

We can help you stay on track and build your skills. Go to satpractice.org and share your scores for a free personalized study plan.

The College and Career Readiness Benchmark

Reaching your grade-level benchmark means that you are likely on track to be ready for select first-year, credit-bearing college courses.



Need to strengthen skills



Approaching benchmark



Meet or exceed benchmark

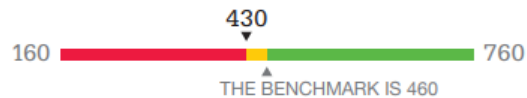
*The red, yellow, and green ranges in the test scores and subscores reflect your areas of strengths and weaknesses, compared to the typical performance of students in your grade.

Score Overview

Your Evidence-Based
Reading and Writing Score

430 | 160 to 760

Your Nationally Representative **31st** Sample Percentile



Your score shows that you're almost on track to be ready for college, but you need to keep building your skills.

We can help you get on track so you can take courses for credit when you start college. Go to satpractice.org and share your scores for a free personalized study plan.

Your Total Score

960 | 320 to 1520

Your Nationally Representative **51st** Sample Percentile

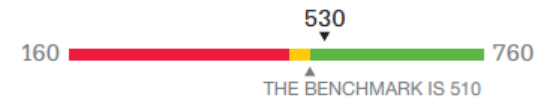
Keep in mind,
the PSAT/NMSQT[®]
and SAT[®] are on
the same scale.

Your score shows how you would have scored that day on the SAT. How well you do depends on what you do next!

Your Math Score

530 | 160 to 760

Your Nationally Representative **69th** Sample Percentile



Your score shows that you're on track to be ready for college.

We can help you stay on track and build your skills. Go to satpractice.org and share your scores for a free personalized study plan.

The College and Career Readiness Benchmark

Reaching your grade-level benchmark means that you are likely on track to be ready for select first-year, credit-bearing college courses.



Need to strengthen skills



Approaching benchmark



Meet or exceed benchmark

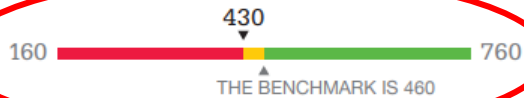
*The red, yellow, and green ranges in the test scores and subscores reflect your areas of strengths and weaknesses, compared to the typical performance of students in your grade.

Score Overview

Your Evidence-Based
Reading and Writing Score

430 | 160 to 760

Your Nationally Representative **31st** Sample Percentile



Your score shows that you're almost on track to be ready for college, but you need to keep building your skills.

We can help you get on track so you can take courses for credit when you start college. Go to satpractice.org and share your scores for a free personalized study plan.

Your Total Score

960 | 320 to 1520

Your Nationally Representative **51st** Sample Percentile

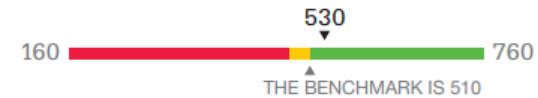
Keep in mind,
the PSAT/NMSQT[®]
and SAT[®] are on
the same scale.

Your score shows how you would have scored that day on the SAT. How well you do depends on what you do next!

Your Math Score

530 | 160 to 760

Your Nationally Representative **69th** Sample Percentile



Your score shows that you're on track to be ready for college.

We can help you stay on track and build your skills. Go to satpractice.org and share your scores for a free personalized study plan.

The College and Career Readiness Benchmark

Reaching your grade-level benchmark means that you are likely on track to be ready for select first-year, credit-bearing college courses.



Need to strengthen skills



Approaching benchmark



Meet or exceed benchmark

*The red, yellow, and green ranges in the test scores and subscores reflect your areas of strengths and weaknesses, compared to the typical performance of students in your grade.

Benchmark Standards

- Meet or exceed the SAT benchmark have a 75% chance of earning a C or better in college core classes
- Different for 10th and 11th grade because test grows with student

Grade	ERW	Math
10 th grade	430	480
11 th grade	460	510

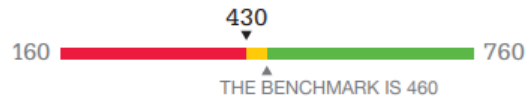
Score Overview

SUM of 2 Scores

Your Evidence-Based
Reading and Writing Score

430 | 160 to 760

Your Nationally Representative **31st** Sample Percentile



Your score shows that you're almost on track to be ready for college, but you need to keep building your skills.

We can help you get on track so you can take courses for credit when you start college. Go to satpractice.org and share your scores for a free personalized study plan.

Your Total Score

960 | 320 to 1520

Your Nationally Representative **51st** Sample Percentile

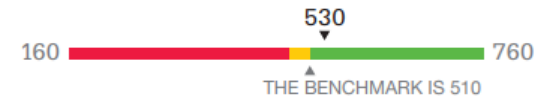
Keep in mind,
the PSAT/NMSQT[®]
and SAT[®] are on
the same scale.

Your score shows how you would have scored that day on the SAT. How well you do depends on what you do next!

Your Math Score

530 | 160 to 760

Your Nationally Representative **69th** Sample Percentile



Your score shows that you're on track to be ready for college.

We can help you stay on track and build your skills. Go to satpractice.org and share your scores for a free personalized study plan.

The College and Career Readiness Benchmark

Reaching your grade-level benchmark means that you are likely on track to be ready for select first-year, credit-bearing college courses.



Need to strengthen skills



Approaching benchmark



Meet or exceed benchmark

*The red, yellow, and green ranges in the test scores and subscores reflect your areas of strengths and weaknesses, compared to the typical performance of students in your grade.

National Merit Selection Index – NMSI

National Merit Scholarship Corporation

National Merit Scholarship Corporation (NMSC) conducts the National Merit® Scholarship Program, an academic competition for recognition and college scholarships.

To designate students who qualify for recognition in its 2019 competition, NMSC will consider the 2017 PSAT/NMSQT® Selection Index scores of some 1.6 million test takers (usually high school juniors) who meet program entry requirements. For more information, please visit: www.nationalmerit.org.

If any of your responses to NMSC's "Entry Requirements" questions (see right-hand column) are inaccurate or there has been a change in plans that may affect program entry, write immediately to:

National Merit Scholarship Corporation
Attn: Scholarship Administration
1560 Sherman Avenue, Suite 200
Evanston, IL 60201-4897

Include your name and home address along with your high school name, address, and six-digit code number.

Your NMSC Selection Index

139

NMSC uses a Selection Index score based on PSAT/NMSQT scores as an initial screen of students who enter its scholarship programs. To calculate your Selection Index score, double the sum of your Reading, Writing and Language, and Math Test scores.

Eligibility Information

You meet entry requirements for the 2019 National Merit Scholarship Program and your Selection Index score will be considered among 1.6 million program entrants.

If your Selection Index places you among the 50,000 high scorers who qualify for National Merit Scholarship Program recognition, you will be notified next September when qualifying Selection Index scores will be made available.

Entry Requirements

(Information you provided on your answer sheet)

High school student:

YES

Year to complete high school and enroll full time in college:

2019

Total years to be spent in grades 9–12:

4

U.S. Citizenship:

YES

National Merit Scholar Program

- Identify and reward academically talented students from every state
- NMSI changes every year based on population of state's graduating seniors
- Approximately 16,000 of the top 50,000 scorers are named "Semifinalists" in the FALL of the following year – OK NMSI qualifier was 215
- Another 34,000 of the top 50,000 scorers are named "Commended" students – NMSI qualifier was 212

What if you possibly qualify?

- Take the SAT to prove your score
- When announced in the fall, the student must go through an application process that includes essays, transcripts and recommendations.
- In October, the NMSC will announce who are the finalists

What do I need to work on?


The College and Career Readiness Benchmark

Reaching your grade-level benchmark means that you are likely on track to be ready for select first-year, credit-bearing college courses.

- Need to strengthen skills
- Approaching benchmark
- Meet or exceed benchmark

*The red, yellow, and green ranges in the test scores and subscores reflect your areas of strengths and weaknesses, compared to the typical performance of students in your grade.

Test Scores 8 to 38 range*



Cross-Test Scores 8 to 38 range

- 25** Analysis in History/Social Studies
- 20** Analysis in Science

Test scores are single snapshots in time—if you took the PSAT/NMSQT once a week for a month, your scores would vary. That’s why score ranges are better representations of your true ability. They show how much your score can change with repeated testing, even if your skill level remains the same. Your online score report shows your score ranges.

Subscores 1 to 15 range*



Ima B. Student

2017, 11th Grade, Student ID 24068907

Your Scores: Next Steps

Additional skills and improvement suggestions can be found in your online score report.

Your score indicates that you are already likely able to:

- Read a moderately challenging passage closely to draw a reasonable inference
- Determine the best textual evidence for an inference when both evidence and inference are relatively obvious and direct (e.g., a clearly stated fact as evidence for a simple inference)
- Determine the central idea or theme of a moderately challenging passage

Reading Test



Improve your skills by focusing on the following suggestions:

- When you are reading complex texts, look closely at the key information and ideas, and then use them to help you determine the central idea or theme the authors want to convey.
- When you read, think about how a particular part of a text, such as a sentence, relates to and furthers the purpose of the text as a whole. Consider, for example, whether a certain detail illustrates a larger idea or provides a fact in support of it.

Writing and Language Test

- Use supporting information to achieve a simple purpose (e.g., providing a short list of examples introduced by "for instance")
- Recognize and correct an obviously inappropriate shift in verb tense (e.g., using present tense when the context clearly calls for past tense)
- Distinguish between singular and plural possessive nouns and between plural and possessive nouns



- In drafting and revising, use vocabulary knowledge and an understanding of particular contexts to make effective word and phrase choices.
- In revising, eliminate wordiness or redundancy within a sentence, such as when adjectives with the same meaning or very similar meanings (e.g., "fast" and "quick") are used to describe the same thing.

Math Test

- Solve a linear equation in one variable
- Identify a key feature of one representation (graph, equation, table, etc.) of a linear relationship based on information about a different representation
- Factor a monomial from a polynomial expression
- Factor a trinomial into two binomials



- Use function notation to represent dependent relationships.
- Write radical expressions in equivalent forms using fractional exponents.
- Add, subtract, multiply, and divide radical expressions.
- Use the inverse relationship between roots and exponents to solve equations.

Your Question-Level Feedback



Reading

Question #	Correct	Your Answer	Difficulty	Subscore	Cross-Test Score
1	A	✓	■■■		
2	B	A	■■■	COE	
3	B	✓	■■■		
4	B	A	■■■	WIC	
5	C	✓	■■■		
6	D	✓	■■■		
7	B	✓	■■■	COE	
8	A	✓	■■■	WIC	
9	D	✓	■■■	WIC	
10	A	✓	■■■		HSS
11	D	C	■■■	WIC	HSS
12	D	B	■■■	WIC	HSS
13	D	A	■■■	COE	HSS
14	A	X	■■■		HSS
15	C	B	■■■	COE	HSS
16	B	C	■■■		HSS
17	D	C	■■■		HSS
18	B	D	■■■		HSS
19	A	✓	■■■		SCI
20	C	✓	■■■		SCI
21	B	D	■■■	COE	SCI
22	D	✓	■■■		SCI
23	B	D	■■■		SCI
24	D	✓	■■■	WIC	SCI
25	C	✓	■■■	WIC	SCI
26	B	A	■■■		SCI
27	B	C	■■■		SCI
28	A	C	■■■	COE	SCI
29	D	A	■■■	WIC	HSS
30	B	A	■■■		HSS
31	D	✓	■■■	COE	HSS
32	A	✓	■■■		HSS
33	C	✓	■■■	COE	HSS
34	A	B	■■■	WIC	HSS

Writing and Language

Question #	Correct	Your Answer	Difficulty	Subscore	Cross-Test Score
1	D	C	■■■	SEC	
2	B	✓	■■■	EOI	HSS
3	C	D	■■■	SEC	
4	C	A	■■■	SEC	
5	B	D	■■■	SEC	
6	B	X	■■■	COE, EOI	HSS
7	A	D	■■■	WIC, EOI	HSS
8	B	C	■■■	EOI	HSS
9	A	B	■■■	WIC, EOI	HSS
10	D	✓	■■■	SEC	
11	D	✓	■■■	COE, EOI	HSS
12	B	✓	■■■	SEC	
13	C	✓	■■■	SEC	
14	C	B	■■■	SEC	
15	D	✓	■■■	WIC, EOI	SCI
16	B	A	■■■	SEC	
17	B	D	■■■	SEC	
18	A	✓	■■■	EOI	SCI
19	B	✓	■■■	EOI	SCI
20	C	D	■■■	COE, EOI	SCI
21	A	✓	■■■	COE, EOI	SCI
22	A	B	■■■	WIC, EOI	SCI
23	C	B	■■■	WIC, EOI	
24	D	C	■■■	SEC	
25	C	D	■■■	SEC	
26	A	✓	■■■	COE, EOI	
27	A	D	■■■	EOI	
28	B	✓	■■■	COE, EOI	
29	D	A	■■■	WIC, EOI	
30	C	B	■■■	SEC	
31	D	✓	■■■	EOI	
32	B	✓	■■■	SEC	
33	D	✓	■■■	SEC	
34	D	B	■■■	FOI	

Math Test—Calculator

Question #	Correct	Your Answer	Difficulty	Subscore	Cross-Test Score
1	B	✓	■■■	PSD	HSS
2	A	✓	■■■	HOA	
3	B	✓	■■■	PSD	SCI
4	D	✓	■■■	HOA	
5	B	C	■■■	PSD	
6	A	✓	■■■	PSD	
7	B	✓	■■■	PSD	
8	C	B	■■■	PSD	
9	A	✓	■■■	PAM	
10	D	C	■■■	HOA	
11	D	✓	■■■	PSD	HSS
12	A	✓	■■■	PSD	
13	B	✓	■■■	PSD	
14	C	✓	■■■	PSD	SCI

Question #	Correct	Your Answer	Difficulty	Subscore	Cross-Test Score
15	C	A	■■■		
16	B	✓	■■■	PSD	HSS
17	D	✓	■■■	PSD	
18	B	A	■■■	PSD	HSS
19	C	A	■■■	HOA	
20	B	✓	■■■	PAM	
21	B	C	■■■	HOA	
22	D	C	■■■	PAM	
23	D	B	■■■	HOA	SCI
24	C	Ø	■■■	PAM	SCI
25	B	A	■■■	PSD	SCI
26	D	✓	■■■	PAM	
27	D	A	■■■	HOA	

Question #	Correct	Your Answer	Difficulty	Subscore	Cross-Test Score
28	65	60	■■■	HOA	
29	0, 12	2	■■■	PAM	
30	1368	Ø	■■■	PSD	HSS
31	85	75	■■■	PSD	HSS

Math Test—No Calculator

Question #	Correct	Your Answer	Difficulty	Subscore	Cross-Test Score
1	D	✓	■■■	PAM	
2	A	✓	■■■	PAM	SCI

Question #	Correct	Your Answer	Difficulty	Subscore	Cross-Test Score
8	B	C	■■■	HOA	
9	C	✓	■■■	HOA	

Your Question-Level Feedback



Reading

Question #	Correct	Your Answer	Difficulty	Subscore	Cross-Test Score
1	A	✓	■■■		
2	B	A	■■■	COE	
3	B	✓	■■■		
4	B	A	■■■	WIC	
5	C	✓	■■■		
6	D	✓	■■■		
7	B	✓	■■■	COE	
8	A	✓	■■■	WIC	
9	D	✓	■■■	WIC	
10	A	✓	■■■		HSS
11	D	C	■■■	WIC	HSS
12	D	B	■■■	WIC	HSS
13	D	A	■■■	COE	HSS
14	A	X	■■■		HSS
15	C	B	■■■	COE	HSS
16	B	C	■■■		HSS
17	D	C	■■■		HSS
18	B	D	■■■		HSS
19	A	✓	■■■		SCI
20	C	✓	■■■		SCI
21	B	D	■■■	COE	SCI
22	D	✓	■■■		SCI
23	B	D	■■■		SCI
24	D	✓	■■■	WIC	SCI
25	C	✓	■■■	WIC	SCI
26	B	A	■■■		SCI
27	B	C	■■■		SCI
28	A	C	■■■	COE	SCI
29	D	A	■■■	WIC	HSS
30	B	A	■■■		HSS
31	D	✓	■■■	COE	HSS
32	A	✓	■■■		HSS
33	C	✓	■■■	COE	HSS
34	A	B	■■■	WIC	HSS

Writing and Language

Question #	Correct	Your Answer	Difficulty	Subscore	Cross-Test Score
1	D	C	■■■	SEC	
2	B	✓	■■■	EOI	HSS
3	C	D	■■■	SEC	
4	C	A	■■■	SEC	
5	B	D	■■■	SEC	
6	B	X	■■■	COE, EOI	HSS
7	A	D	■■■	WIC, EOI	HSS
8	B	C	■■■	EOI	HSS
9	A	B	■■■	WIC, EOI	HSS
10	D	✓	■■■	SEC	
11	D	✓	■■■	COE, EOI	HSS
12	B	✓	■■■	SEC	
13	C	✓	■■■	SEC	
14	C	B	■■■	SEC	
15	D	✓	■■■	WIC, EOI	SCI
16	B	A	■■■	SEC	
17	B	D	■■■	SEC	
18	A	✓	■■■	EOI	SCI
19	B	✓	■■■	EOI	SCI
20	C	D	■■■	COE, EOI	SCI
21	A	✓	■■■	COE, EOI	SCI
22	A	B	■■■	WIC, EOI	SCI
23	C	B	■■■	WIC, EOI	
24	D	C	■■■	SEC	
25	C	D	■■■	SEC	
26	A	✓	■■■	COE, EOI	
27	A	D	■■■	EOI	
28	B	✓	■■■	COE, EOI	
29	D	A	■■■	WIC, EOI	
30	C	B	■■■	SEC	
31	D	✓	■■■	EOI	
32	B	✓	■■■	SEC	
33	D	✓	■■■	SEC	
34	D	B	■■■	FOI	

Math Test—Calculator

Question #	Correct	Your Answer	Difficulty	Subscore	Cross-Test Score
1	B	✓	■■■	PSD	HSS
2	A	✓	■■■	HOA	
3	B	✓	■■■	PSD	SCI
4	D	✓	■■■	HOA	
5	B	C	■■■	PSD	
6	A	✓	■■■	PSD	
7	B	✓	■■■	PSD	
8	C	B	■■■	PSD	
9	A	✓	■■■	PAM	
10	D	C	■■■	HOA	
11	D	✓	■■■	PSD	HSS
12	A	✓	■■■	PSD	
13	B	✓	■■■	PSD	
14	C	✓	■■■	PSD	SCI

Question #	Correct	Your Answer	Difficulty	Subscore	Cross-Test Score
15	C	A	■■■		
16	B	✓	■■■	PSD	HSS
17	D	✓	■■■	PSD	
18	B	A	■■■	PSD	HSS
19	C	A	■■■	HOA	
20	B	✓	■■■	PAM	
21	B	C	■■■	HOA	
22	D	C	■■■	PAM	
23	D	B	■■■	HOA	SCI
24	C	Ø	■■■	PAM	SCI
25	B	A	■■■	PSD	SCI
26	D	✓	■■■	PAM	
27	D	A	■■■	HOA	

Question #	Correct	Your Answer	Difficulty	Subscore	Cross-Test Score
28	65	60	■■■	HOA	
29	0, 12	2	■■■	PAM	
30	1368	Ø	■■■	PSD	HSS
31	85	75	■■■	PSD	HSS

Math Test—No Calculator

Question #	Correct	Your Answer	Difficulty	Subscore	Cross-Test Score
1	D	✓	■■■	PAM	
2	A	✓	■■■	PAM	SCI

Question #	Correct	Your Answer	Difficulty	Subscore	Cross-Test Score
8	B	C	■■■	HOA	
9	C	✓	■■■	HOA	

Your Question-Level Feedback

Reading



Question #	Correct	Your Answer	Difficulty	Subscore	Cross-Test Score
1	A	✓	■■■		
2	B	A	■■■	COE	
3	B	✓	■■■		
4	B	A	■■■	WIC	
5	C	✓	■■■		
6	D	✓	■■■		
7	B	✓	■■■	COE	
8	A	✓	■■■	WIC	
9	D	✓	■■■	WIC	
10	A	✓	■■■		HSS
11	D	C	■■■	WIC	HSS
12	D	B	■■■	WIC	HSS
13	D	A	■■■	COE	HSS
14	A	X	■■■		HSS
15	C	B	■■■	COE	HSS
16	B	C	■■■		HSS
17	D	C	■■■		HSS
18	B	D	■■■		HSS
19	A	✓	■■■		SCI
20	C	✓	■■■		SCI
21	B	D	■■■	COE	SCI
22	D	✓	■■■		SCI
23	B	D	■■■		SCI
24	D	✓	■■■	WIC	SCI
25	C	✓	■■■	WIC	SCI
26	B	A	■■■		SCI
27	B	C	■■■		SCI
28	A	C	■■■	COE	SCI
29	D	A	■■■	WIC	HSS
30	B	A	■■■		HSS
31	D	✓	■■■	COE	HSS
32	A	✓	■■■		HSS
33	C	✓	■■■	COE	HSS
34	A	B	■■■	WIC	HSS

Writing and Language

Question #	Correct	Your Answer	Difficulty	Subscore	Cross-Test Score
1	D	C	■■■	SEC	
2	B	✓	■■■	EOI	HSS
3	C	D	■■■	SEC	
4	C	A	■■■	SEC	
5	B	D	■■■	SEC	
6	B	X	■■■	COE, EOI	HSS
7	A	D	■■■	WIC, EOI	HSS
8	B	C	■■■	EOI	HSS
9	A	B	■■■	WIC, EOI	HSS
10	D	✓	■■■	SEC	
11	D	✓	■■■	COE, EOI	HSS
12	B	✓	■■■	SEC	
13	C	✓	■■■	SEC	
14	C	B	■■■	SEC	
15	D	✓	■■■	WIC, EOI	SCI
16	B	A	■■■	SEC	
17	B	D	■■■	SEC	
18	A	✓	■■■	EOI	SCI
19	B	✓	■■■	EOI	SCI
20	C	D	■■■	COE, EOI	SCI
21	A	✓	■■■	COE, EOI	SCI
22	A	B	■■■	WIC, EOI	SCI
23	C	B	■■■	WIC, EOI	
24	D	C	■■■	SEC	
25	C	D	■■■	SEC	
26	A	✓	■■■	COE, EOI	
27	A	D	■■■	EOI	
28	B	✓	■■■	COE, EOI	
29	D	A	■■■	WIC, EOI	
30	C	B	■■■	SEC	
31	D	✓	■■■	EOI	
32	B	✓	■■■	SEC	
33	D	✓	■■■	SEC	
34	D	B	■■■	FOI	

Math Test—Calculator

Question #	Correct	Your Answer	Difficulty	Subscore	Cross-Test Score
1	B	✓	■■■	PSD	HSS
2	A	✓	■■■	HOA	
3	B	✓	■■■	PSD	SCI
4	D	✓	■■■	HOA	
5	B	C	■■■	PSD	
6	A	✓	■■■	PSD	
7	B	✓	■■■	PSD	
8	C	B	■■■	PSD	
9	A	✓	■■■	PAM	
10	D	C	■■■	HOA	
11	D	✓	■■■	PSD	HSS
12	A	✓	■■■	PSD	
13	B	✓	■■■	PSD	
14	C	✓	■■■	PSD	SCI

Question #	Correct	Your Answer	Difficulty	Subscore	Cross-Test Score
15	C	A	■■■		
16	B	✓	■■■	PSD	HSS
17	D	✓	■■■	PSD	
18	B	A	■■■	PSD	HSS
19	C	A	■■■	HOA	
20	B	✓	■■■	PAM	
21	B	C	■■■	HOA	
22	D	C	■■■	PAM	
23	D	B	■■■	HOA	SCI
24	C	Ø	■■■	PAM	SCI
25	B	A	■■■	PSD	SCI
26	D	✓	■■■	PAM	
27	D	A	■■■	HOA	

Question #	Correct	Your Answer	Difficulty	Subscore	Cross-Test Score
28	65	60	■■■	HOA	
29	0, 12	2	■■■	PAM	
30	1368	Ø	■■■	PSD	HSS
31	85	75	■■■	PSD	HSS

Math Test—No Calculator

Question #	Correct	Your Answer	Difficulty	Subscore	Cross-Test Score
1	D	✓	■■■	PAM	
2	A	✓	■■■	PAM	SCI

Question #	Correct	Your Answer	Difficulty	Subscore	Cross-Test Score
8	B	C	■■■	HOA	
9	C	✓	■■■	HOA	

Your Question-Level Feedback

Reading



Question #	Correct	Your Answer	Difficulty	Subscore	Cross-Test Score
1	A	✓	■ ■ ■		
2	B	A	■ ■ ■	COE	
3	B	✓	■ ■ ■		
4	B	A	■ ■ ■	WIC	
5	C	✓	■ ■ ■		
6	D	✓	■ ■ ■		
7	B	✓	■ ■ ■	COE	
8	A	✓	■ ■ ■	WIC	
9	D	✓	■ ■ ■	WIC	
10	A	✓	■ ■ ■		HSS
11	D	C	■ ■ ■	WIC	HSS
12	D	B	■ ■ ■	WIC	HSS
13	D	A	■ ■ ■	COE	HSS
14	A	X	■ ■ ■		HSS
15	C	B	■ ■ ■	COE	HSS
16	B	C	■ ■ ■		HSS
17	D	C	■ ■ ■		HSS
18	B	D	■ ■ ■		HSS
19	A	✓	■ ■ ■		SCI
20	C	✓	■ ■ ■		SCI
21	B	D	■ ■ ■	COE	SCI
22	D	✓	■ ■ ■		SCI
23	B	D	■ ■ ■		SCI
24	D	✓	■ ■ ■	WIC	SCI
25	C	✓	■ ■ ■	WIC	SCI
26	B	A	■ ■ ■		SCI
27	B	C	■ ■ ■		SCI
28	A	C	■ ■ ■	COE	SCI
29	D	A	■ ■ ■	WIC	HSS
30	B	A	■ ■ ■		HSS
31	D	✓	■ ■ ■	COE	HSS
32	A	✓	■ ■ ■		HSS
33	C	✓	■ ■ ■	COE	HSS
34	A	B	■ ■ ■	WIC	HSS

Writing and Language

Question #	Correct	Your Answer	Difficulty	Subscore	Cross-Test Score
1	D	C	■ ■ ■	SEC	
2	B	✓	■ ■ ■	EOI	HSS
3	C	D	■ ■ ■	SEC	
4	C	A	■ ■ ■	SEC	
5	B	D	■ ■ ■	SEC	
6	B	X	■ ■ ■	COE, EOI	HSS
7	A	D	■ ■ ■	WIC, EOI	HSS
8	B	C	■ ■ ■	EOI	HSS
9	A	B	■ ■ ■	WIC, EOI	HSS
10	D	✓	■ ■ ■	SEC	
11	D	✓	■ ■ ■	COE, EOI	HSS
12	B	✓	■ ■ ■	SEC	
13	C	✓	■ ■ ■	SEC	
14	C	B	■ ■ ■	SEC	
15	D	✓	■ ■ ■	WIC, EOI	SCI
16	B	A	■ ■ ■	SEC	
17	B	D	■ ■ ■	SEC	
18	A	✓	■ ■ ■	EOI	SCI
19	B	✓	■ ■ ■	EOI	SCI
20	C	D	■ ■ ■	COE, EOI	SCI
21	A	✓	■ ■ ■	COE, EOI	SCI
22	A	B	■ ■ ■	WIC, EOI	SCI
23	C	B	■ ■ ■	WIC, EOI	
24	D	C	■ ■ ■	SEC	
25	C	D	■ ■ ■	SEC	
26	A	✓	■ ■ ■	COE, EOI	
27	A	D	■ ■ ■	EOI	
28	B	✓	■ ■ ■	COE, EOI	
29	D	A	■ ■ ■	WIC, EOI	
30	C	B	■ ■ ■	SEC	
31	D	✓	■ ■ ■	EOI	
32	B	✓	■ ■ ■	SEC	
33	D	✓	■ ■ ■	SEC	
34	D	B	■ ■ ■	FOI	

Math Test—Calculator

Question #	Correct	Your Answer	Difficulty	Subscore	Cross-Test Score
1	B	✓	■ ■ ■	PSD	HSS
2	A	✓	■ ■ ■	HOA	
3	B	✓	■ ■ ■	PSD	SCI
4	D	✓	■ ■ ■	HOA	
5	B	C	■ ■ ■	PSD	
6	A	✓	■ ■ ■	PSD	
7	B	✓	■ ■ ■	PSD	
8	C	B	■ ■ ■	PSD	
9	A	✓	■ ■ ■	PAM	
10	D	C	■ ■ ■	HOA	
11	D	✓	■ ■ ■	PSD	HSS
12	A	✓	■ ■ ■	PSD	
13	B	✓	■ ■ ■	PSD	
14	C	✓	■ ■ ■	PSD	SCI

Question #	Correct	Your Answer	Difficulty	Subscore	Cross-Test Score
15	C	A	■ ■ ■		
16	B	✓	■ ■ ■	PSD	HSS
17	D	✓	■ ■ ■	PSD	
18	B	A	■ ■ ■	PSD	HSS
19	C	A	■ ■ ■	HOA	
20	B	✓	■ ■ ■	PAM	
21	B	C	■ ■ ■	HOA	
22	D	C	■ ■ ■	PAM	
23	D	B	■ ■ ■	HOA	SCI
24	C	Ø	■ ■ ■	PAM	SCI
25	B	A	■ ■ ■	PSD	SCI
26	D	✓	■ ■ ■	PAM	
27	D	A	■ ■ ■	HOA	

Question #	Correct	Your Answer	Difficulty	Subscore	Cross-Test Score
28	65	60	■ ■ ■	HOA	
29	0, 12	2	■ ■ ■	PAM	
30	1368	Ø	■ ■ ■	PSD	HSS
31	85	75	■ ■ ■	PSD	HSS

Math Test—No Calculator

Question #	Correct	Your Answer	Difficulty	Subscore	Cross-Test Score
1	D	✓	■ ■ ■	PAM	
2	A	✓	■ ■ ■	PAM	SCI

Question #	Correct	Your Answer	Difficulty	Subscore	Cross-Test Score
8	B	C	■ ■ ■	HOA	
9	C	✓	■ ■ ■	HOA	

Resources

[www.khanacademy.org/
coaches](https://www.khanacademy.org/coaches)

Class Code: BTBNY

Link PSAT results to account
for customized practice

SAT Daily Practice App

Ima,
this was your score
when you took
the test; it is not a
measure of how far
you can **grow!**



Students with scores like yours increased their performance from the PSAT/NMSQT® to the SAT® by 130 points after 10 or more hours of personalized practice on Khan Academy®.

Goal Setting: What do I need to get?

- Minimum Entrance Requirements

 - OK Research Universities: ACT 24/SAT 1160

 - OK Regional Universities: ACT 20/SAT 1020

- Academic Scholarships start at ACT 24-26/SAT 1160-1190 depending on the university.

RESEARCH SCHOOL OF INTEREST