

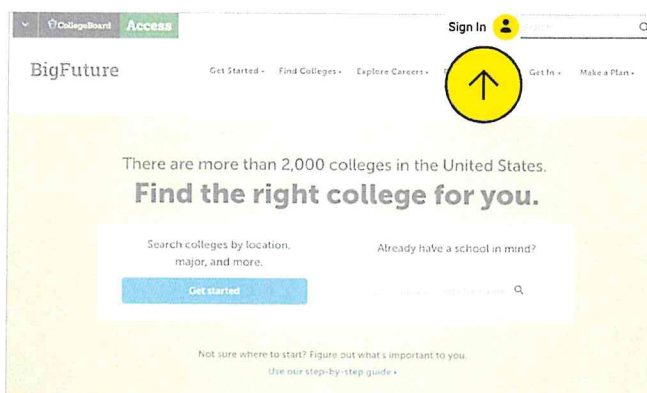


How to Build a College List

The next step in your academic career is exploring colleges and finding what's right for you. We can help.

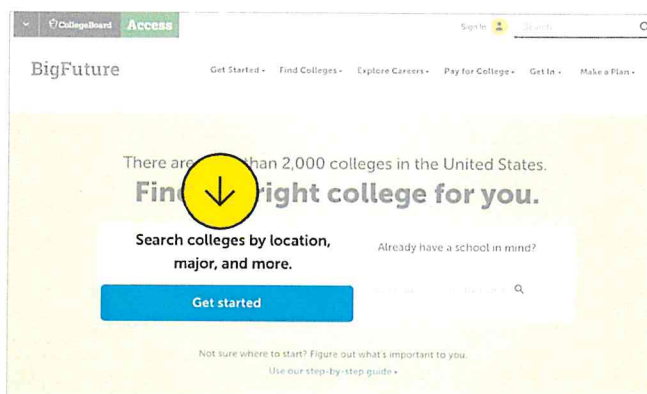
1 CREATE A FREE COLLEGE BOARD ACCOUNT

Visit **bigfuture.org** and sign up for an account. You can register for exams, get test scores, find colleges, and learn about financial aid and more with this account.



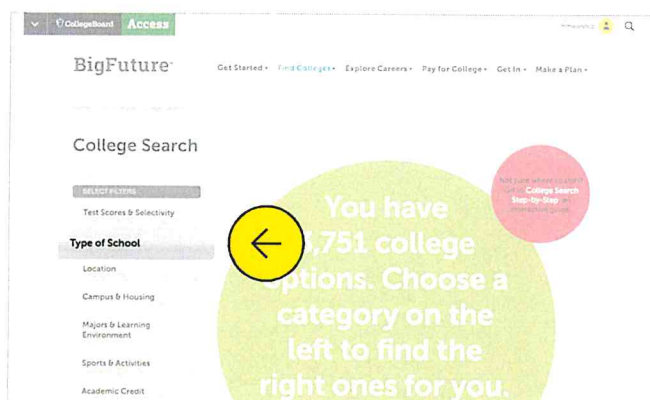
2 SEARCH COLLEGES BY LOCATIONS, MAJORS, AND MORE

Use this tool to find the right college for you. Search by type, size, location, majors, cost, and more.



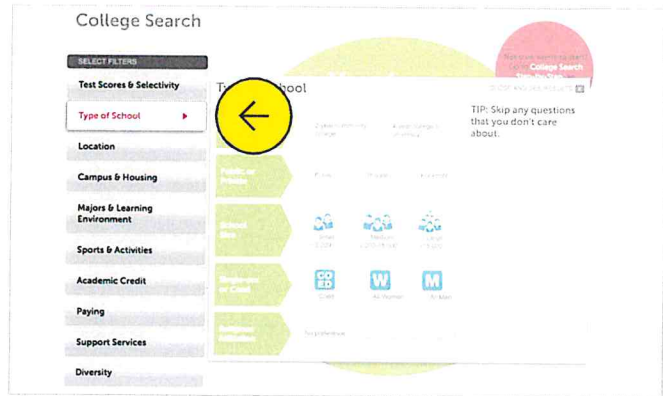
3 CHOOSE A FILTER TO GET STARTED

Start with one that's important to you—from type of school, test scores, location, majors, cost/financial aid, sports, or any other popular category.




4 SELECT YOUR PREFERENCES AND GET GUIDANCE ON EVERY STEP

Review your options and answer the questions. You'll get tips and advice as well as videos from college planning experts and college students to help you understand your choices.



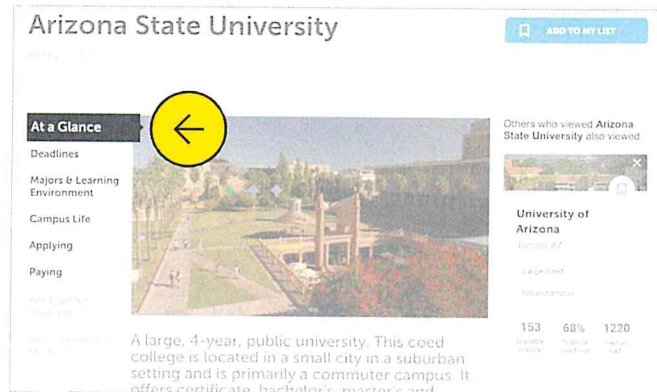
5 GET YOUR SEARCH RESULTS

Your list, which appears behind the filters, automatically updates as you make selections. You can refine your list by selecting more options. Your choices appear to the left of your list, so you always know what you're searching.



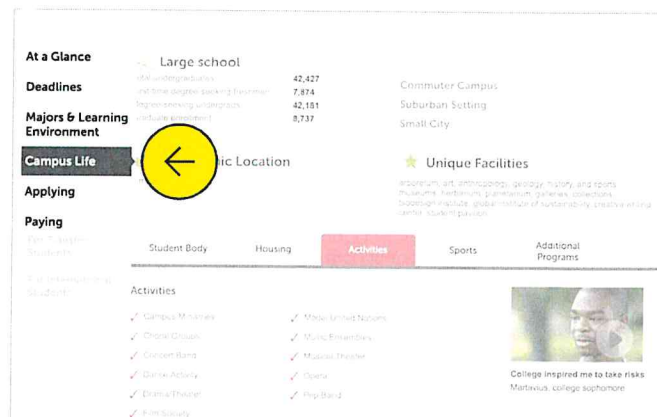
6 CHOOSE A COLLEGE TO EXPLORE

Click on a college to learn more about the school. On the **At a Glance** page, you'll get quick facts about the school.



7 GET MORE DETAILS ABOUT THE SCHOOL

Browse the topics on the left menu—such as **Majors & Learning Environment**, **Paying**, or **Campus Life**. Tabs within each section offer even more specific information.



8 SEE IF YOU'RE ACADEMICALLY ON TRACK

Academics and GPA, while important, are just a few factors colleges consider when they look at your application. Keep this in mind as you search, and think about what could be a good academic, social, and financial fit. Click on the **Applying** section and the **Academics** tab to see the high school coursework required by this college. Also in this section, you can see how your grades, class rank, and test scores compare with those of admitted students.



The screenshot shows a college's application page. On the left sidebar, the 'Applying' section is highlighted with a yellow circle and a left-pointing arrow. At the bottom, the 'Academics & GPA' tab is highlighted with a yellow circle and a downward-pointing arrow. The page displays statistics for Regular Applicants (33,068 total, 28,089 admitted, 7,362 waitlist) and Wait List Statistics. A sidebar on the right offers an application fee of \$50* and provides links for 'Go to Online Application', 'Payment Information', and 'Fee Waiver Information'. The bottom navigation bar includes tabs for 'What's Important?', 'Application Requirements', 'Academics & GPA', 'SAT & ACT Scores', 'AP', and 'CLEP'.

9 ADD THE COLLEGE TO YOUR LIST

Click the **Add to My List** button to add this college to your list.

The screenshot shows the Arizona State University page. A yellow circle with an upward-pointing arrow highlights the 'ADD TO MY LIST' button in the top right corner. The page features a large image of the campus and a sidebar with navigation options: 'At a Glance', 'Deadlines', 'Majors & Learning Environment', 'Campus Life', 'Applying', and 'Paying'. A 'University of Arizona' card is visible on the right side.

10 EXPLORE MORE COLLEGES

On the right side of the page, you can see who else has viewed this college and others like it. Click the  icon above the college's name to add to your list, or click the  button to remove and view a new one in its place.

Build a list of six or more colleges to improve your chances of finding a college that is a good fit for you.

The screenshot shows the Arizona State University page with two annotations. A yellow circle with a bookmark icon points to the 'ADD TO MY LIST' button. Another yellow circle with an upward-pointing arrow points to the 'University of Arizona' card on the right side of the page.

Visit bigfuture.org for more information.

 /MyBigFuture
  @MyBigFuture
  @collegeboard